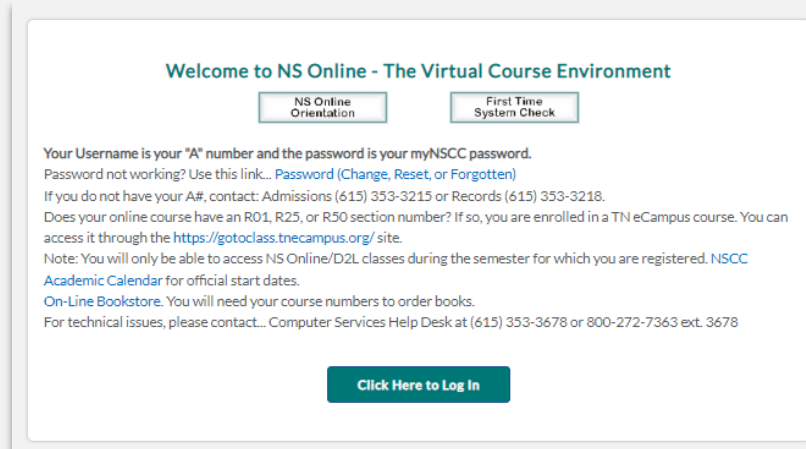


How to Log in to NS Online/D2L

Every course at Nashville State has a corresponding “shell” inside **NS Online** (also known as **D2L**). [NS Online](#) is where you will go to access your courses.

Go to elearn.nsc.edu in your browser

This will take you to the login screen below. If this is your first time using NS Online, use the link to [Run a System Check](#). Select **Click here to log in**.




NS Online Orientation First Time System Check

Your Username is your "A" number and the password is your myNSCC password.
Password not working? Use this link... [Password \(Change, Reset, or Forgotten\)](#)
If you do not have your A#, contact: Admissions (615) 353-3215 or Records (615) 353-3218.
Does your online course have an R01, R25, or R50 section number? If so, you are enrolled in a TN eCampus course. You can access it through the <https://gotoclass.tnecampus.org/> site.
Note: You will only be able to access NS Online/D2L classes during the semester for which you are registered. [NSCC Academic Calendar](#) for official start dates.
[On-Line Bookstore](#). You will need your course numbers to order books.
For technical issues, please contact... Computer Services Help Desk at (615) 353-3678 or 800-272-7363 ext. 3678

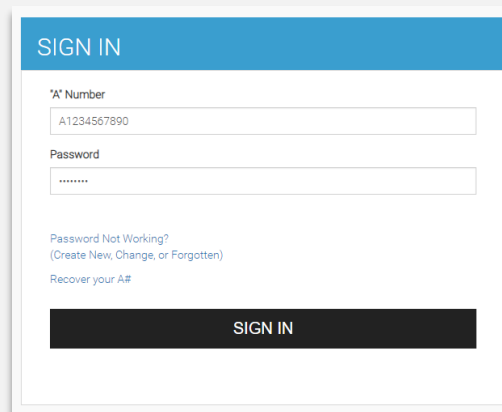
Click Here to Log In

Note: You can also find the link from the “Login” page, from the nsc.edu homepage:



Enter your “A” Number and NSCC password

When prompted, put in your “A” number and password.



SIGN IN

'A' Number
A1234567890

Password
.....

Password Not Working?
(Create New, Change, or Forgotten)

Recover your A#

SIGN IN

If you have forgotten your password, go to the [Password Reset](#) page. If you need to find your A number, go to [Recover your A#](#).