

Turnitin 1.3 Update

The following guide was generated from [Turnitin Assignment Management](#)

You can now use Turnitin as usual through the Assignment Dropbox OR you now have the option to build a Turnitin Assignment through **Add Existing Activities** for Turnitin LTI 1.3.

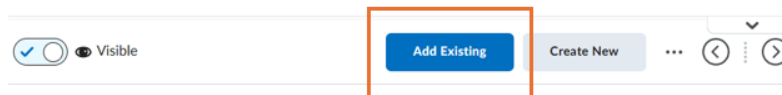
Note: These Turnitin LTI 1.3 assignments will not show up in the Assignment Dropbox but in the course content and the gradebook. We will have more information about Turnitin LTI 1.3 as soon as we become more familiar with these updates. You can still continue to use Turnitin as you have done so in the past if you choose not to make any changes at this time.

This quick start guide can help you navigate using the new Turnitin LTI 1.3 in your D2L course.

Create a Turnitin LIT 1.3 assignment in D2L

To create an assignment or access other Turnitin tools:

1. Navigate to the course you would like to add Turnitin to.
2. Select the **Content** tab and locate the area where you would like to place the assignment in your D2L course.
3. Click the “Add Existing” button and then select “...More”.

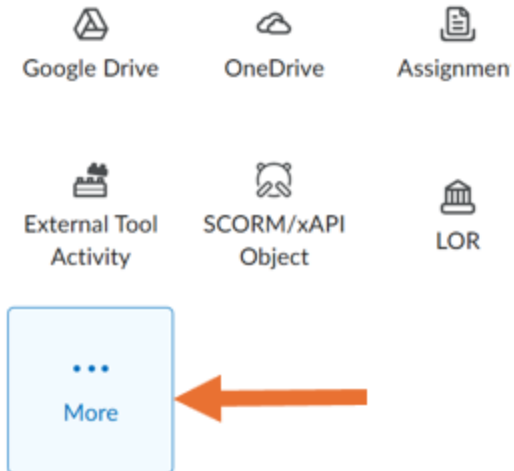


Module 4: Content Design

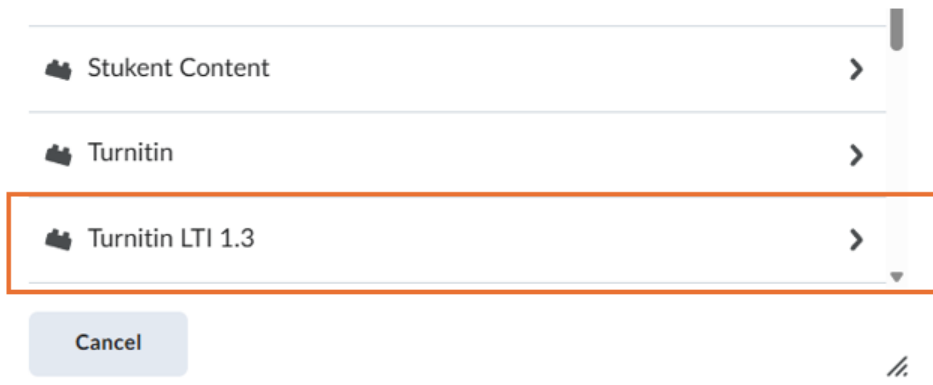
Module 4 Tasks:

- complete Discussion 5

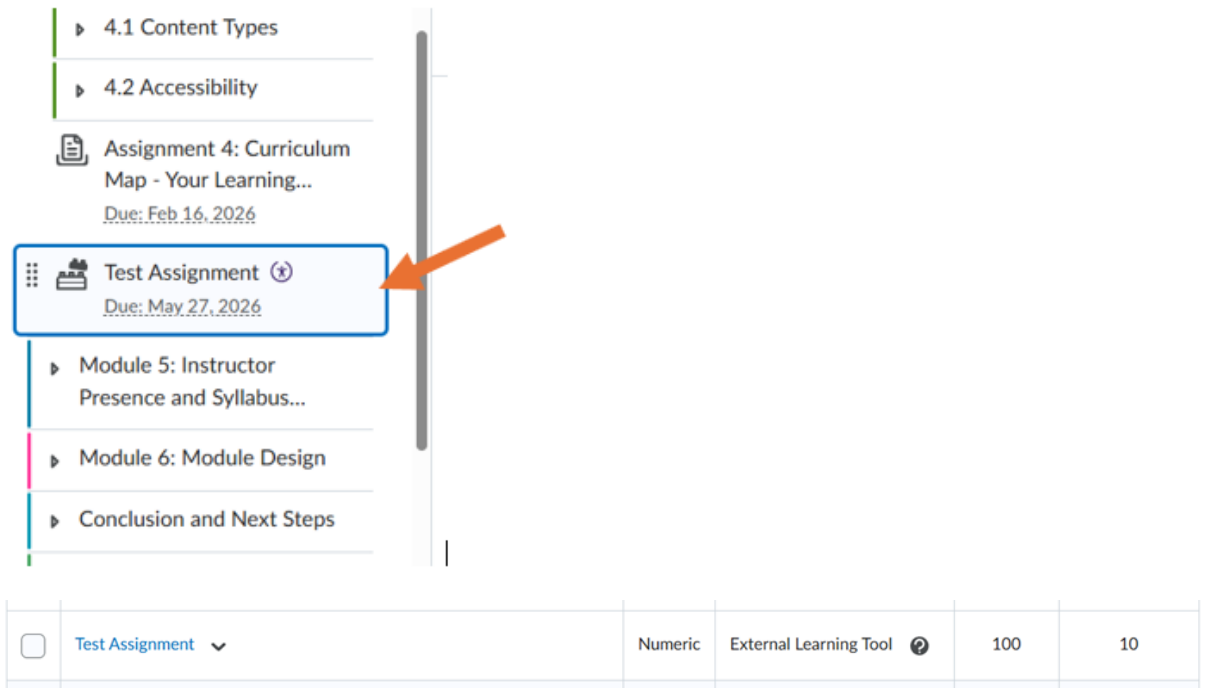
What would you like to add?



4. Select the **Turnitin LTI 1.3** option from the list of available tools



5. Add the assignment information and settings, rubric, and report settings.
6. This new assignment will populate in the content and the gradebook.



Note: The assignment will appear in your grade book as an external learning tool. It will not appear under the “Assignments” category. Click the “Manage Grades” button in your grade book to select the appropriate category.

Editing a Turnitin Assignment in D2L

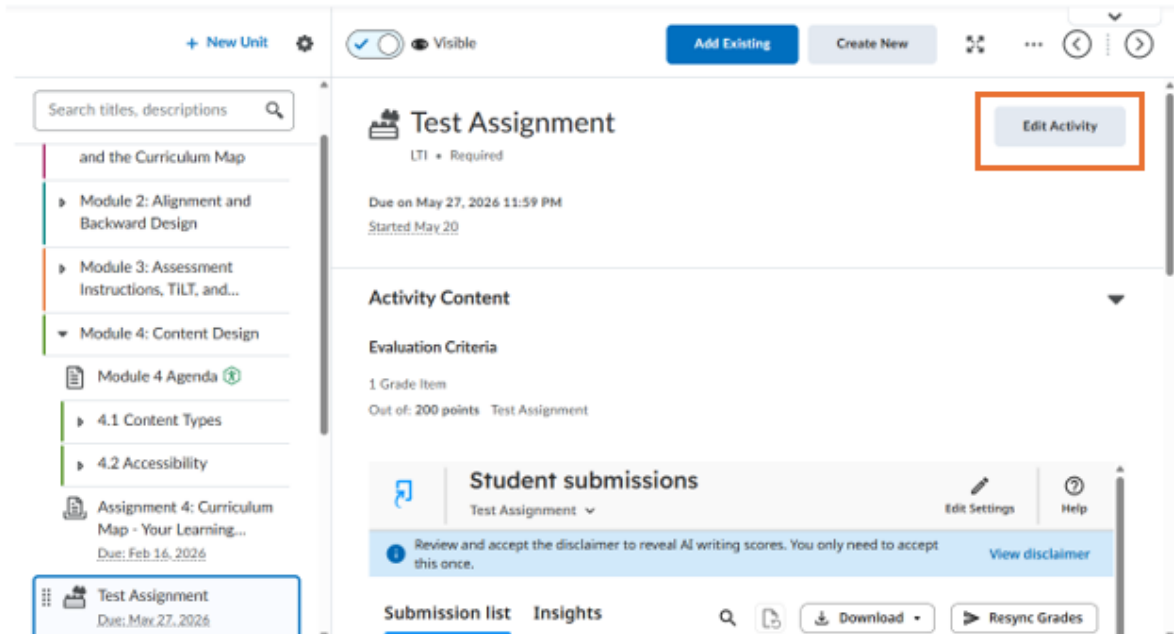
Some assignment settings can only be edited within the Turnitin assignment, while other assignment settings can only be edited in the D2L course’s assignment list.

Use the reference table to learn more about where each setting should be edited. Any unlisted settings can be edited within the Turnitin assignment settings.

Field	Turnitin Settings	D2L Settings
Title	✗	✓
Instructions	✗	✓
Max Grade	✓	✗
Start Date	✗	✓

Field	Turnitin Settings	D2L Settings
Due Date	✗	✓
Feedback Release Date	✓	✗

To access the D2L assignment settings, click on the assignment from the Content menu and choose **Edit Activity**.



You can change the title, add a due date, provide a description, and access Availability Dates & Conditions along with other D2L settings.


To edit the Turnitin Assignment settings, click on the assignment from the Content menu and choose “Edit Settings” within the Activity Content Window.

Activity Content


Evaluation Criteria


1 Grade Item


Out of: 200 points Test Assignment

 **Student submissions** Test Assignment ▾ Edit Settings Help

After a student submits their assignment, you will see student submissions appear in the Activity Content window. Click “Grade” to open the Turnitin grading window where you can view Similarity and AI Writing reports, provide feedback and enter grades.


 **Student submissions** Test Assignment ▾ Edit Settings Help

 Review and accept the disclaimer to reveal AI writing scores. You only need to accept this once. [View disclaimer](#)

Submission list **Insights**  Download ▾ Resync Grades


MockStudent Abbott May 21, 2026 10:32 AM

[Mockstudent_Assignment](#)

Grade:  Similarity: 18% AI Writing: 100% 0

Resync Students Last updated: May 21, 2026, 10:33 AM

Cards per page 1 - 1 of 1

 **MockStudent Abbott** Grade: / 200 Download Details Help

Similarity 18% AI Writing 100% Flags Feedback Rubrics

Generic Assignment

Many people enjoy eating beef, but reducing or eliminating beef consumption could benefit human health, the environment, and animal welfare. While people may not all agree that everyone should stop eating beef entirely, there are strong reasons to reconsider how much beef we consume and whether alternatives may be better choices.

One of the strongest arguments against eating beef is its environmental impact. **Cattle farming requires large amounts of land, water, and feed.** Raising cattle also produces significant greenhouse gas emissions, especially methane, which contributes to climate change. Forests are often cleared to create grazing land or grow feed crops, leading to habitat loss and reduced biodiversity. By choosing plant-based proteins or lower-impact meats, individuals can reduce their environmental footprint and help conserve natural resources.

Citation Needed
Descr: Cite Source:
Please use the link below to find links to information regarding specific...

Feedback

QuickMarks Summary

QuickMark sets
Commonly Used +

+ Create QuickMark

Sorted By: A-Z (Default)

- Awk. CS Citation Needed
- Commonly Confused Del.
- Improper Citation Insert:
- Missing ":" N/V Run-on
- Sp. Support Vague
- WC Weak Transition

Page 1 of 1 327 words 192%

If you have questions about D2L, supported tools, or if you would like to meet with an instructional designer, please email the [Office of Online Learning](#).